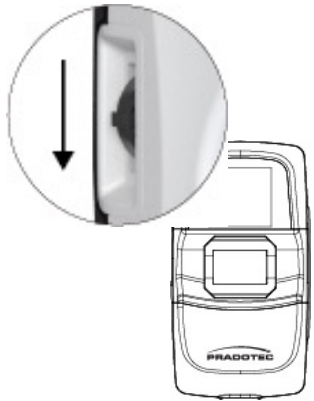



ON DEVICE STANDALONE VERIFICATION



STEP 1

Push Jog Dial downwards to select function




STEP 2

Select "MyKad" feature



STEP 3

Insert MyKad to proceed verification process



STEP 4

Verified information appeared on screen

Notes

To extract information. Please connect device to a PC and or a mobile phone and extract information via the designated application. If Standalone Verification is able to perform, but not on the respective application. Please contact support@pradotec-global.com for technical assistance.